

**Sentinelles network report from 11/14/2018, n° 2018w45 (data from 11/05/2018 to 11/11/2018)**

**ACUTE DIARRHEA**

**Moderate to high activity in general practice**

In metropolitan France, last week (2018w45), the incidence rate of acute diarrhea seen in general practice was estimated at 154 cases per 100,000 inhabitants (95% CI [136 ; 172]), below the epidemic threshold (158 cases per 100,000 inhabitants) [1].

At the regional level, the highest incidence rates were noted in: Hauts-de-France (251 cases per 100,000 inhabitants, 95% CI [171 ; 331]), Ile-de-France (242, 95% CI [107 ; 377]) and Pays de la Loire (218, 95% CI [67 ; 369]). \*

[More information about acute diarrhea Sentinelles surveillance](#)

**INFLUENZA-LIKE ILLNESS**

**Low activity in general practice**

**Clinical monitoring:** in metropolitan France, last week (2018w45), the incidence rate of influenza-like illness seen in general practice was estimated at 20 cases per 100,000 inhabitants (95% CI [13 ; 27]).

At the regional level, the highest incidence rates were reported in: Normandie (48 cases per 100,000 inhabitants, 95% CI [7 ; 89]), Hauts-de-France (38, 95% CI [8 ; 68]) and Provence-Alpes-Côte d'Azur (32, 95% CI [0 ; 73]).

**Virological monitoring:** since week 2018s40, date of start of monitoring, 126 samples were swabbed by the Sentinelles network practitioners (74 by general practitioners and 52 by pediatricians). Among all the samples tested (n=126), 3 (2.4%) were positive for at least one influenza virus.

Last week, 21 samples were tested. Among them, 1 (4.8%) were positive for type A influenza virus.

Regarding the other respiratory viruses, 1 (0.9%) was positive for the metapneumovirus (hMPV), 8 (7.0%) positive for the respiratory syncytial virus (RSV), and 36 (28.6%) positive for the rhinovirus (hRV). Last week, the RSV and hRV mainly circulated.

The samples were analyzed by the CNR (National Reference Centers) of respiratory infection viruses (coordinating center Institut Pasteur Paris, associated center Hospices civils de Lyon), and the laboratory of Virology at the University of Corsica.

[Santé publique France weekly influenza report \(in french\)](#)

[More information about influenza-like illness Sentinelles surveillance](#)

**CHICKENPOX**

**Low activity in general practice**

In metropolitan France, last week (2018w45), the incidence rate of chickenpox seen in general practice was estimated at 11 cases per 100,000 inhabitants (95% CI [6 ; 16]).

Two moderate regional clusters were noted in Provence-Alpes-Côte d'Azur (27, 95% CI [1 ; 53]) and Bretagne (22, 95% CI [0 ; 52]). \*

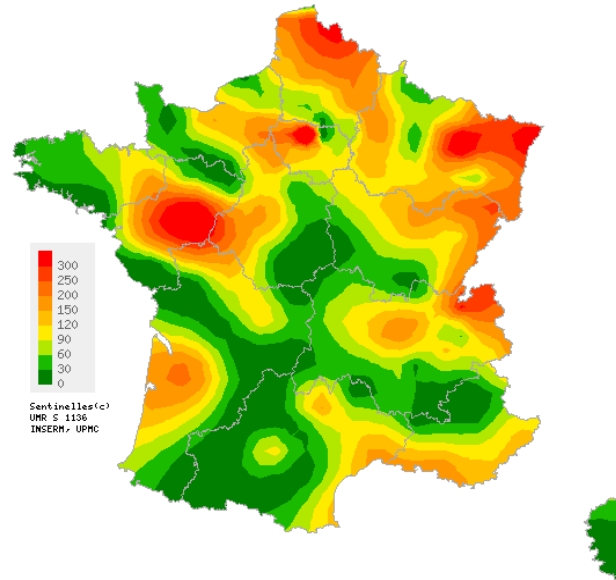
[More information about chickenpox Sentinelles surveillance](#)

[Information about Sentinelles network statistical methods \(in french\)](#)

\* The regional data are presented at the end of this report.

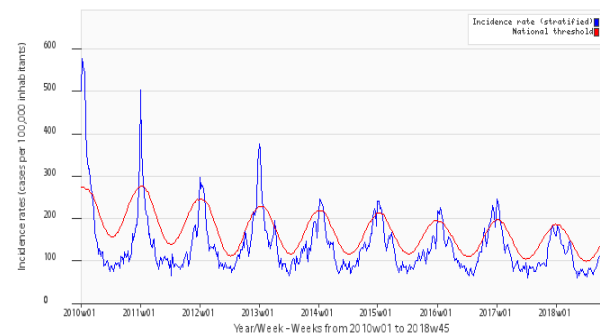
[1] Costagliola D, et al. A routine tool for detection and assessment of epidemics of influenza-like syndromes in France. *Am J Public Health.* 1991;81(1):97-9.

**ACUTE DIARRHEA**



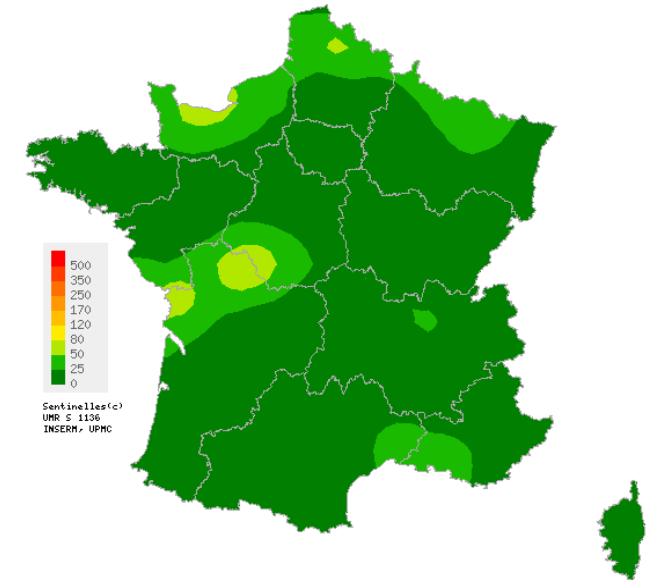
Map of spatial data interpolation based on incidence rates at the « département » (NUTS 3) level, (per 100,000 inhabitants), acute diarrhea, Sentinelles general practitioners, 2018w45  
[Maps available at http://www.sentiweb.fr](http://www.sentiweb.fr)

Sentinelles Network, Acute diarrhea, Metropolitan France



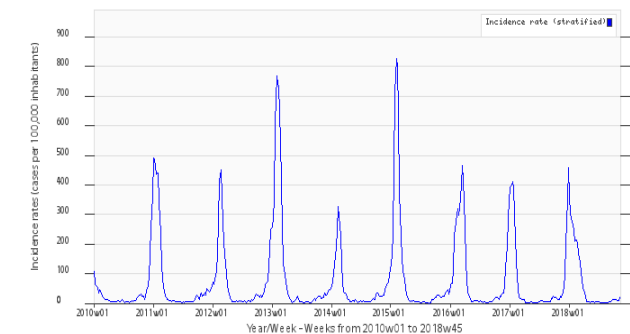
Incidence rate in blue, epidemic threshold in red calculated by a periodic regression model [1] (per 100,000 inhabitants), acute diarrhea, Sentinelles general practitioners

**INFLUENZA-LIKE ILLNESS**



Map of spatial data interpolation based on incidence rates at the « département » (NUTS 3) level, (per 100,000 inhabitants), influenza-like illness, Sentinelles general practitioners, 2018w45  
[Maps available at http://www.sentiweb.fr](http://www.sentiweb.fr)

Sentinelles Network, Influenza-like illness, Metropolitan France



Incidence rate in blue, (per 100,000 inhabitants), influenza-like illness, Sentinelles general practitioners

National incidence rates (per 100,000 inhabitants) over the past 3 weeks	2018w45 (non consolidated)	2018w44	2018w43
	Incidence rate estimation [95% confidence interval]	Incidence rate estimation [95% confidence interval]	Incidence rate estimation [95% confidence interval]
INFLUENZA-LIKE ILLNESS	20 [13 ; 27]	10 [6 ; 14]	10 [6 ; 14]
ACUTE DIARRHEA	154 [136 ; 172]	90 [78 ; 102]	94 [81 ; 107]
CHICKENPOX	11 [6 ; 16]	12 [8 ; 16]	13 [8 ; 18]

Table 1 : Incidence rates\* estimation with 95% confidence interval, for each indicator, in France, over the past 3 weeks.

Regional incidence rates for week 2018w45 (per 100,000 inhabitants)	INFLUENZA-LIKE ILLNESS	ACUTE DIARRHEA	CHICKENPOX
	Incidence rate estimation [95% confidence interval]	Incidence rate estimation [95% confidence interval]	Incidence rate estimation [95% confidence interval]
Auvergne-Rhône-Alpes	22 [4 ; 40]	132 [85 ; 179]	16 [0 ; 33]
Bourgogne-Franche-Comté	0 [0 ; 0]	103 [49 ; 157]	2 [0 ; 6]
Bretagne	7 [0 ; 21]	79 [27 ; 131]	22 [0 ; 52]
Centre-Val de Loire	13 [0 ; 29]	101 [55 ; 147]	1 [0 ; 4]
Corse	18 [0 ; 59]	43 [0 ; 86]	0 [0 ; 0]
Grand Est	22 [0 ; 44]	201 [135 ; 267]	2 [0 ; 7]
Hauts-de-France	38 [8 ; 68]	251 [171 ; 331]	18 [0 ; 41]
Ile-de-France	7 [0 ; 16]	242 [107 ; 377]	12 [0 ; 24]
Normandie	48 [7 ; 89]	91 [40 ; 142]	11 [0 ; 28]
Nouvelle-Aquitaine	23 [0 ; 58]	88 [40 ; 136]	0 [0 ; 0]
Occitanie	14 [0 ; 29]	94 [56 ; 132]	3 [0 ; 10]
Pays de la Loire	5 [0 ; 15]	218 [67 ; 369]	1 [0 ; 7]
Provence-Alpes-Côte d'Azur	32 [0 ; 73]	131 [54 ; 208]	27 [1 ; 53]

Table 2 : Incidence rates\* estimation with 95% confidence interval, for each indicator, for each French region, for week 2018w45.

**Réseau Sentinelles**  
**Inserm - Sorbonne Université UMR-S 1136**  
**Institut Pierre Louis d'Epidémiologie et de Santé Publique (IPLESP)**  
**Sorbonne-Université, site Saint-Antoine**  
**27, rue Chaligny / 75571 Paris cedex 12**  
Phone : 01 44 73 84 35 / Fax : 01 44 73 84 54  
Email : [sentinelles@upmc.fr](mailto:sentinelles@upmc.fr)

*The " Réseau Sentinelles " or Sentinelles Network  
(a.k.a. French Communicable Diseases Computer Network)  
is a network of 1,444 physicians working throughout the metropolitan regions of  
France including 579 involved in the clinical surveillance activity  
(463 general practitioners and 116 pediatricians)  
enabling the achievement of weekly newsletters.  
This network is developed within an agreement  
between Inserm, Sorbonne Université and Santé publique France.*

**Head of RS:** Thomas Hanslik  
**Deputy head of RS:** Thierry Blanchon  
**Monitoring managers:** Marion Debin, Caroline Guerrisi, Louise Rossignol,  
Laetitia Vaillant  
**Information systems, biostatistics:** Corentin Hervé, Titouan Launay, Cécile  
Souty, Clément Turbelin, Ana Vilcu  
**Publication:** Yves Dorléans, Corentin Hervé

Regional branch	Head of network	Regional manager
Auvergne-Rhône-Alpes / Bourgogne-Franche-Comté	Marianne Sarazin	Caroline Liotard
Centre Val de Loire / Hauts-de-France	Thierry Prazuck	Charly Kengne- Kuetche Mathieu Rivière
Ile-de-France	Mathilde François	Lucie Fournier
Méditerranée : Corse / Occitanie / Provence-Alpes-Côte d'Azur	Jean-Pierre Amoros Alessandra Falchi	Shirley Masse Natacha Villechenaud

**Need information ?**

You can visit our website :

<http://www.sentiweb.fr>

These information are also available by using our RSS feed :

<http://www.sentiweb.fr/rss/fr/en>

You can also contact us using the above contact information.

\* Incidence rates estimate are calculated on the activity of general practitioners.